

Cool MMS Product Information

14 November 2003

Version 1.04



What is Cool MMS?

Cool MMS is a fun, exciting and versatile, **MULTI-PAGE, TEMPLATE-driven MMS** (multimedia messaging service) **composer** for Nokia 3650 / 7650 / 6600 phones. Cool MMS takes creating and sending MMS messages to the next level. By using Cool MMS you can create impressive multi-page MMS messages for just about any occasion.

Cool MMS can be freely evaluated without imposing any time limits, and its full functionality is only limited by the actual sending of the messages. To be able to send MMS messages from Cool MMS you must therefore purchase an unlock key.

What are Cool MMS Templates?

Every MMS message composed by Cool MMS is based on a Cool MMS template. A Cool MMS template determines the basic layout for a MMS message such as number of pages (typically 1 to 3), images, sounds and text.

Cool MMS templates can consist of any combination of fixed and user items which can be images, sounds and text. The fixed items form the template theme and cannot be edited. The user items are used to personalise the message and can be chosen by the user. If a user item remains unedited then it will not be included in the MMS message.

Cool MMS template file(s) are packaged into a Cool MMS Template Package WCP file and can be downloaded and easily installed to the phone. The ability to choose and install new templates from a large range makes Cool MMS very versatile.

Cool MMS templates provide seemingly endless themes for your MMS messages, such as greeting cards, invitation cards and business cards to name a few.

Cool MMS includes a set of templates as standard for common everyday occasions plus a set of generic templates if you want to send simpler messages. Additional templates can be viewed and/or downloaded from available template servers with the **Go Online** menu option.

You can also create your very own Cool MMS Templates with the use of our PC-based **Cool MMS Builder Personal** edition software. Visit www.wirelesscentral.com.au for more info.

Working with Cool MMS Templates

Cool MMS organises templates into folders which represent a particular category. Templates are managed in a file manager like

environment and can be previewed prior to being used for a new MMS composition.

Users can select a template and then edit the template's user items to compose a draft. Add a recipient to the draft and then send the MMS message.



Figure 1

Select a category such as **Birthdays** to view Cool MMS templates as shown in **Figure 1**.



Figure 2

Preview a Cool MMS template such as **Happy any-age birthday** to view in full size with user items clearly visible as shown in **Figure 2**.




Figure 3

Select a Cool MMS template such as **Happy any-age birthday** to view and to edit user items as shown in **Figure 3**.

Cool MMS also includes a browse option to connect to future online template servers allowing template browsing and subsequent purchases. New templates can be delivered OTA (over-the-air), downloaded or transferred to the phone via infra-red or bluetooth connection and automatically installed.

Other Cool MMS Features

REAL TIME PREVIEW

During message creation, a message is automatically previewed in real-time after any change takes place.

MINIMUM STORAGE

Draft storage is kept to a minimum as none of the objects are ever embedded within a draft.

MESSAGE PLANNER

Cool MMS also comes with a useful feature known as a Planner as shown in **Figure 4**. This allows senders to plan when they wish to send a particular message. Whether it's a birthday, anniversary or just to say hello, the planner will remind them of such occasion.

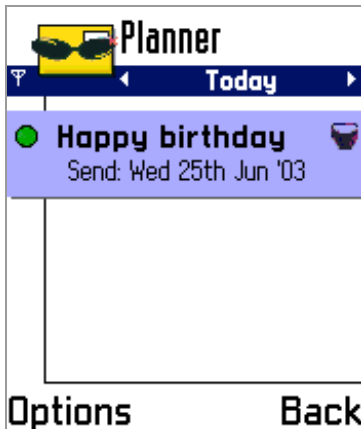


Figure 4

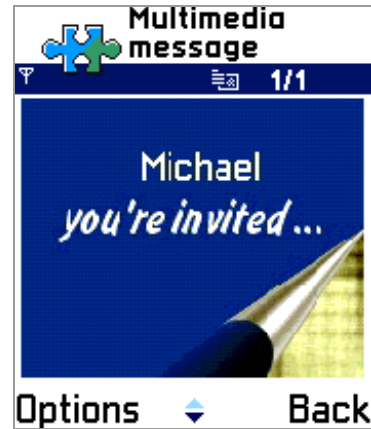


Figure 6

INCORPORATION OF CONTACTS

Cool MMS works closely with the phone's contacts database and it makes invitations easy with the ability to automatically include contact information, such as recipient's name from the phone contacts database. For example, consider you had 10 party invitations to send to your friends and use the template shown in **Figure 5**

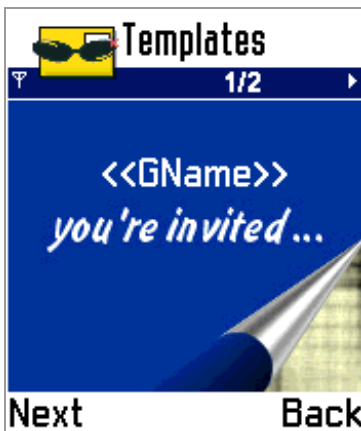


Figure 5

The field <<GName>> above is the given name of the recipient of the message. Therefore if you had a group of 10 recipients to send your party invitation to, then their names will automatically appear on the front page of the invitation as shown in **Figure 6**.

Other fields may include family name <<FName >>, phone <<Phone >>, email address <<EAddress>>, company <<Company>>, etc.

MMS SIZE COMPATIBILITY

Cool MMS includes a useful option of limiting maximum MMS size as shown in **Figure 7**.

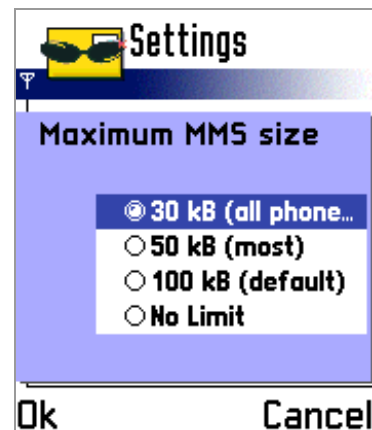


Figure 7

The maximum MMS size is specific to a particular make and model of a phone and can also be restricted by the telecommunication service provider.

As an example, both Nokia 3650 / 7650 have a maximum allowed MMS size set to 100 kB whereas Nokia 6610 has a maximum allowed size of 30 kB. As a result, if you sent a 40 kB MMS to Nokia 6610 it would not be received.

If the composed MMS size is greater than the Maximum size limit (default 100 kB) in the settings, then **Cool MMS** will automatically compress the message to the best quality that is under the size limit. If the

message cannot be compressed under the limit then a notification is shown informing that the settings must be adjusted or the message may be rejected.

By setting the maximum MMS size to 30 kB the MMS will be compatible with all phones.

CREATE YOUR OWN TEMPLATES

Cool MMS Template Builder Personal edition is a PC-based application which will allow you to create your very own templates for your phone with any theme your desire. For more information, please visit www.wirelesscentral.com.au

Contact Information

If you require further information or need product support, please refer to the Wireless Central website and email addresses below.

For general information, visit www.wirelesscentral.com.au

For information on Cool MMS and Cool MMS Templates, visit www.wirelesscentral.com.au/CoolMMS

For partner programs, send email to partners@wirelesscentral.com.au